



Dynabook Partner Program

Dynabook Claim Form
Submittal Process





Thank you for your interest in the Dynabook Partner Program.

The following slides will provide direction on registering for the Dynabook Partner Program, as well as submitting claims forms for the Dynabook Debit Card Rewards Program.

You can access our program as an entity or as a sales rep of an entity.



You are a Reseller...

Sign up for the Dynabook Partner Program

If this is the first time visiting the [Dynabook Partner Program portal](#), you will need to sign up to access program information.

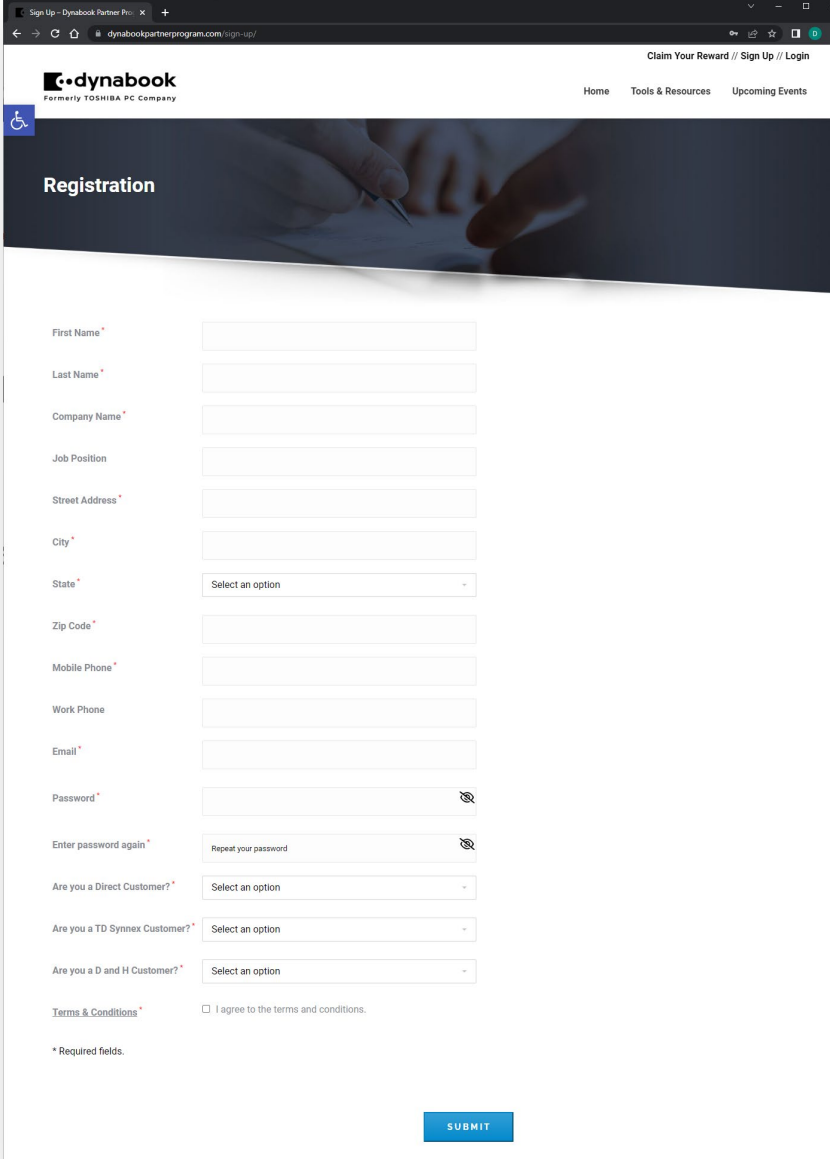
- Click **Sign Up** in the top right-hand corner of the page or click the **I AM A RESELLER** button
- You can also access the registration form at this link > <https://dynabookpartnerprogram.com/sign-up/>

The screenshot shows the Dynabook Partner Program portal. In the top right corner, a red arrow points to the 'Sign Up' link in the navigation bar. Below the header, there is a large banner with the text 'Welcome to the Dynabook Partner Program'. Underneath the banner, a paragraph describes the benefits of becoming a partner. At the bottom, there is a login section with fields for 'Username' and 'Password', a 'Remember Me' checkbox, and a 'Login' button. To the right of the login section, there is a box titled 'Not a partner? Sign up now.' which contains text about the benefits of being a partner. At the bottom of this box, there are two buttons: 'I AM A RESELLER' and 'I AM A SALES REP'. A red arrow points from the 'Login' button to the 'I AM A RESELLER' button, which is also circled in red.

Complete the Form

Complete all the required fields on the form.

You will receive a registration confirmation email which will include your login credentials for your records.



The screenshot shows a web browser window displaying the Dynabook registration page. The page has a dark header with the Dynabook logo and navigation links. Below the header is a large image of hands writing on a document. The main content area is titled "Registration" and contains a form with the following fields:

- First Name *
- Last Name *
- Company Name *
- Job Position
- Street Address *
- City *
- State * (dropdown menu)
- Zip Code *
- Mobile Phone *
- Work Phone
- Email *
- Password *
- Enter password again * (Repeat your password)
- Are you a Direct Customer? * (dropdown menu)
- Are you a TD Synnex Customer? * (dropdown menu)
- Are you a D and H Customer? * (dropdown menu)
- Terms & Conditions * (checkbox to agree to the terms and conditions)

A blue "SUBMIT" button is located at the bottom right of the form. A note at the bottom left states: "* Required fields."



You are a Reseller Sales Rep...

Sign up for the Dynabook Partner Program

- You must register prior to submitting any claim forms
- On the Login/Sign Up page, click **I AM A SALES REP**

Claim Your Reward // Sign Up // Login

Home Products Tools & Resources

Welcome to the Dynabook Partner Program

By becoming a Dynabook Partner you've taken an exciting first step toward achieving new levels of success in overall sales revenue, profitability and customer satisfaction. Built on decades of experience, the Dynabook Partner Program (DPP) is simple and straightforward, and designed to empower your sales team with the essential tools needed to give you a competitive advantage with every opportunity. We value your partnership and look forward to helping you succeed in reaching your business goals today and for years to come.

Username*

Password*

☒ Remember Me

[Forgot your password?](#)

[Login](#)

Not a partner? Sign up now.

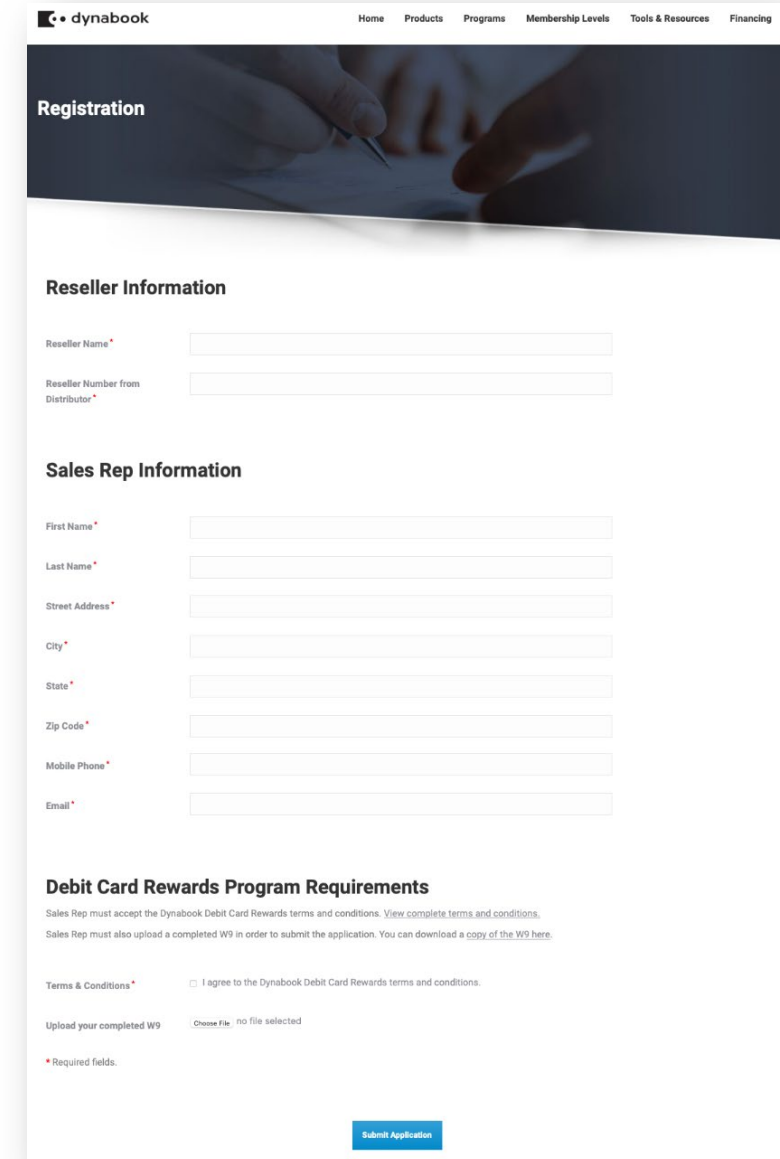
You'll be able access product details, program elements and other important information, all designed to help you move forward, gain a competitive edge and build your business.

[I AM A RESELLER](#) [I AM A SALES REP](#)

Complete the Form

Complete all the required fields in the form.

- Sales Rep must accept the Dynabook Debit Card Rewards terms and conditions
- Sales Rep must upload a completed W9 form before submitting the form
 - Link to download W9 is available on the form



The screenshot shows the Dynabook Registration form. At the top, there is a navigation bar with links: Home, Products, Programs, Membership Levels, Tools & Resources, and Financing. The main heading is "Registration". Below this, the form is divided into three sections: "Reseller Information", "Sales Rep Information", and "Debit Card Rewards Program Requirements".

Reseller Information

Reseller Name *

Reseller Number from Distributor *

Sales Rep Information

First Name *

Last Name *

Street Address *

City *

State *

Zip Code *

Mobile Phone *

Email *

Debit Card Rewards Program Requirements

Sales Rep must accept the Dynabook Debit Card Rewards terms and conditions. [View complete terms and conditions.](#)

Sales Rep must also upload a completed W9 in order to submit the application. You can download a [copy of the W9 here](#).

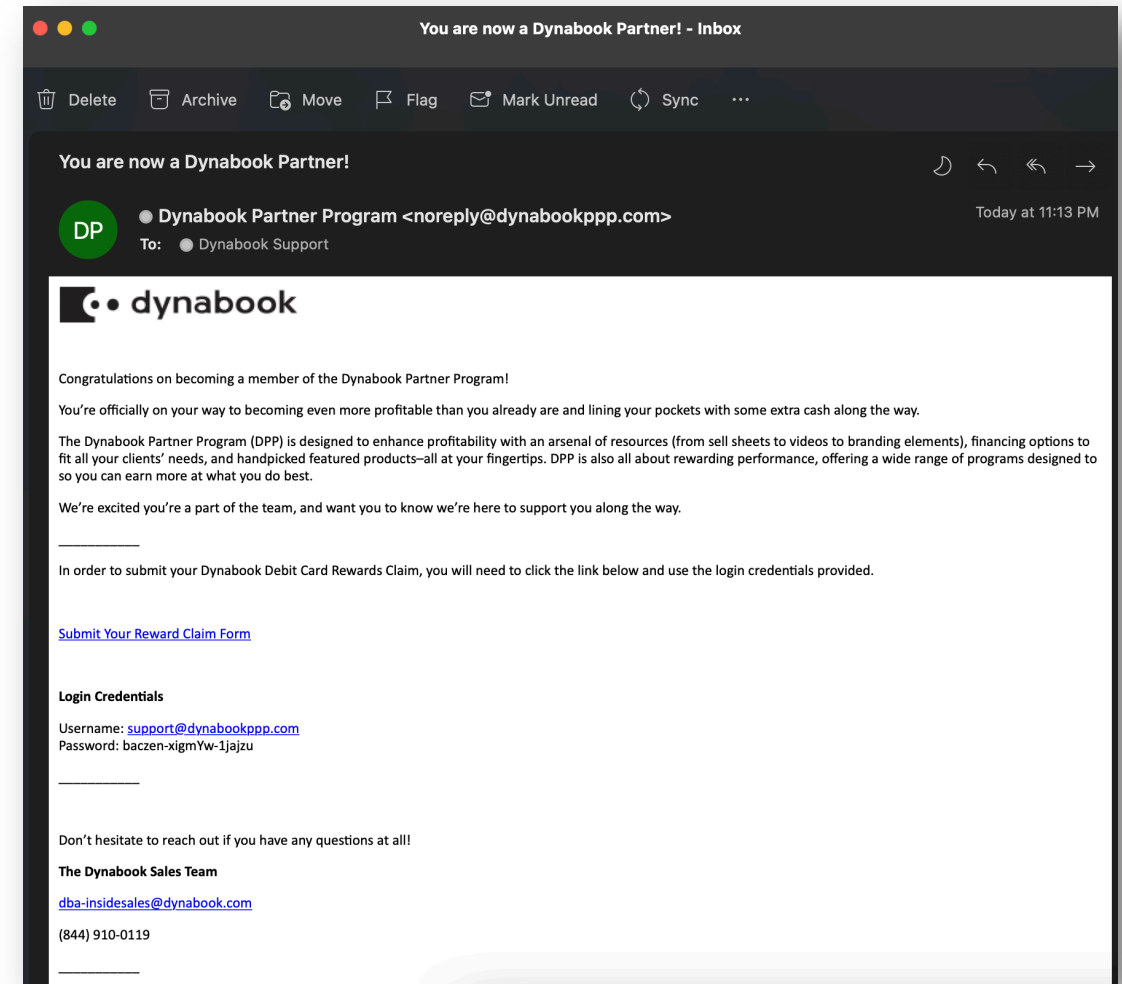
Terms & Conditions * ☐ I agree to the Dynabook Debit Card Rewards terms and conditions.

Upload your completed W9 no file selected

* Required fields.

Check Email

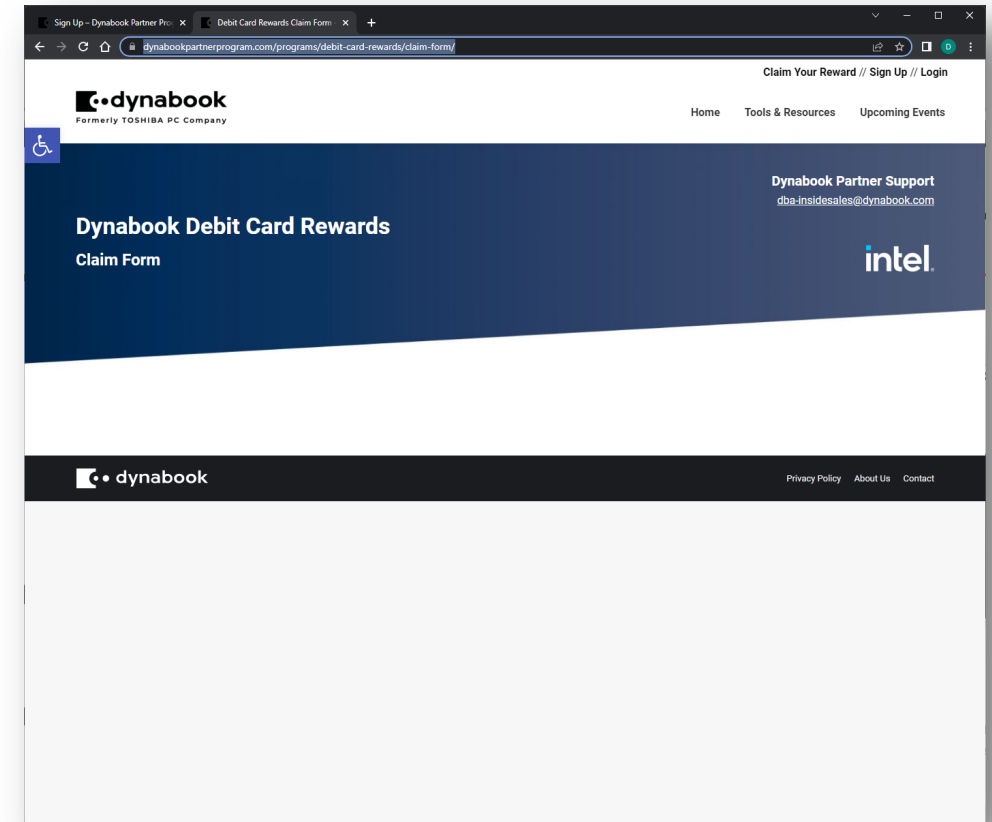
- Sales Rep will receive an email confirming registration
- Email will include username and password to log in
- Email will also include direct link to the claim form
- If Sales Rep has not received email within 10 minutes, they should check their Junk or Spam folder



Submitting a Dynabook Debit Card Rewards Claim Form

Login to DPP Portal

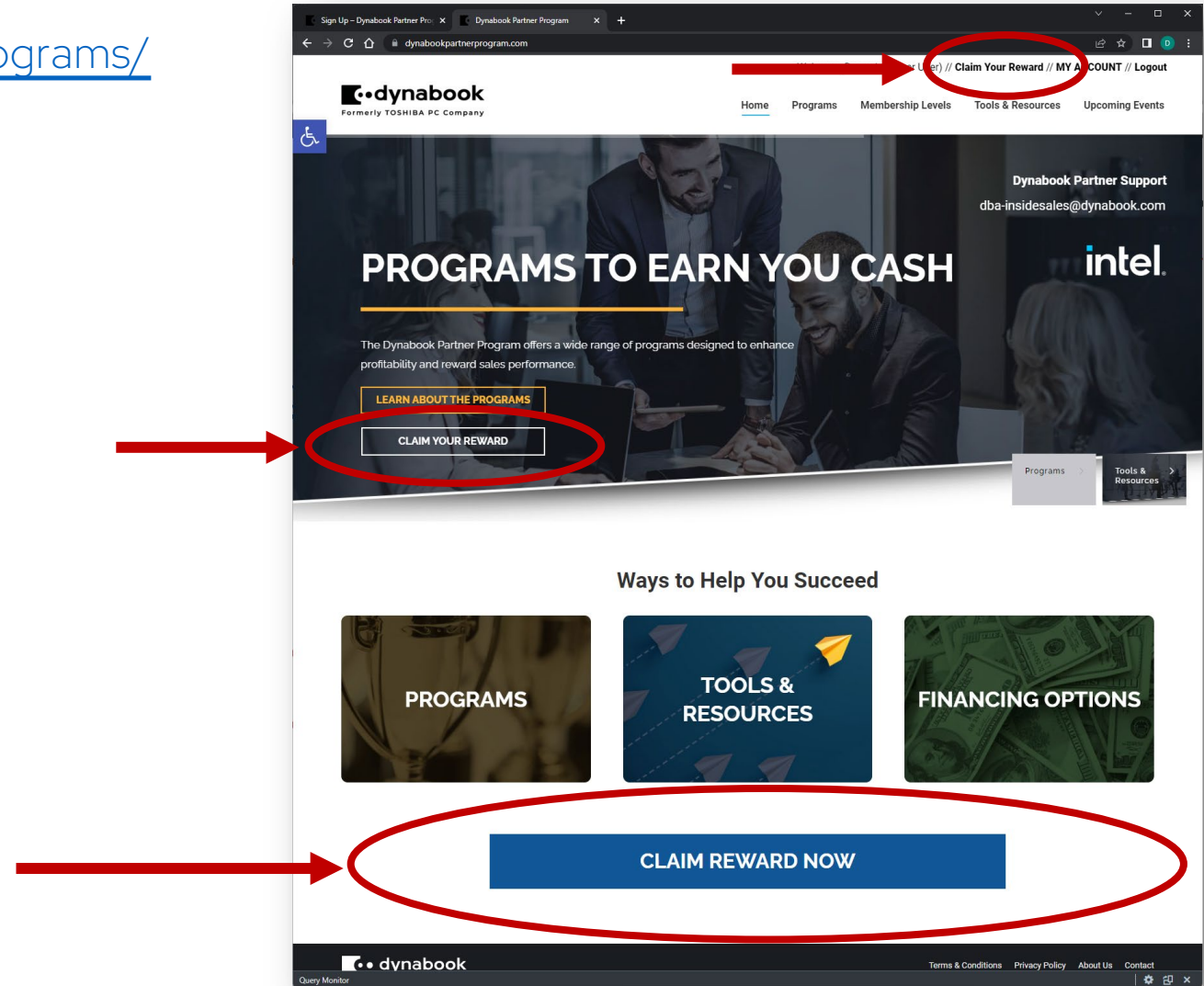
- You will need to login to the portal to access the Claim Form
 - If you do not log in and try to access the form, you will get a blank page like the one shown here
- Login credentials were provided in an email at time of registration
- Password can also be reset by clicking on the **Forgot your password?** link



Ways to Access the Claim Form

- Direct link >
<https://dynabookpartnerprogram.com/programs/debit-card-rewards/claim-form/>

- Home Page



Complete Claim Form

- Claim Form should have the first section auto-populated with information submitted at time of registration
- You will need to enter transaction information and upload the invoice of the transaction you are claiming
- A separate **Claim Form** must be submitted for each transaction

This screenshot shows the 'Reseller Claim Form' for Dynabook Debit Card Rewards. The form is titled 'Dynabook Debit Card Rewards Reseller Claim Form' and includes the Intel logo. It features a navigation bar with links to Home, Products, Programs, Membership Levels, Tools & Resources, and Financing. The form is divided into two main sections: 'Reseller Information' and 'Transactions'. The 'Reseller Information' section includes fields for Reseller Name, Reseller Number from Distributor, First Name, Last Name, Street Address, City, State, Zip Code, Mobile Phone, and Email. The 'Transactions' section includes fields for Ship Date, Customer Name, Quantity, and Manufacturer Part #, along with a file upload area for invoices and a 'Submit Application' button.

This screenshot shows the 'Sales Rep Claim Form' for Dynabook Debit Card Rewards. The form is titled 'Dynabook Debit Card Rewards Sales Rep Claim Form' and includes the Intel logo. It features a navigation bar with links to Home, Products, Programs, Membership Levels, Tools & Resources, and Financing. The form is divided into two main sections: 'Reseller Information' and 'Sales Rep Information'. The 'Reseller Information' section includes fields for Reseller Name and Reseller Number from Distributor. The 'Sales Rep Information' section includes fields for First Name, Last Name, Street Address, City, State, Zip Code, Mobile Phone, and Email. The 'Transactions' section includes fields for Ship Date, Customer Name, Quantity, and Manufacturer Part #, along with a file upload area for invoices and a 'Submit Application' button.

Claim Form Submission

- Once Claim Form has been submitted, information will be automatically sent to Dynabook Rewards Headquarters to fulfill
- Dynabook Rewards Headquarters to mail Dynabook Debit Rewards Card to address listed on the registration form



- Program Details
 - <https://dynabookpartnerprogram.com/programs/debit-card-rewards/>
- Reseller Registration Form
 - <https://dynabookpartnerprogram.com/sign-up/>
- Sales Rep Registration Form
 - <https://dynabookpartnerprogram.com/rep-sign-up/>
- Claim Form
 - <https://dynabookpartnerprogram.com/programs/debit-card-rewards/claim-form/>
- Support Email
 - admin@dynabookppp.com